




# HT

<b>TYPICAL APPLICATIONS</b>	Electric hobs in freestanding cookers
<b>WIRING DIAGRAMAS</b>	2 standard positions rotary switch
<b>GWFI</b>	850 °C
<b>GWIT</b>	750 °C



7 positions rotary switch, ideal for electric hobs in freestanding cookers. M4 screw mounting and different shafts available. Special sequences with 4 - 5 - 6 positions are available.

- Terminals 6,3 mm
- M4 screw mounting
- Metal or plastic shafts
- With or without signal contact




**Rating**  
 12 A / 400 VAC - 30E3  
 T150 °C  
 According to  
 EN61058-1 standard

16 (6) A / 250 VAC  
 T150 °C  
 According to  
 UL 1054


## OPTIONS

Metal or plastic shaft, with length on demand.

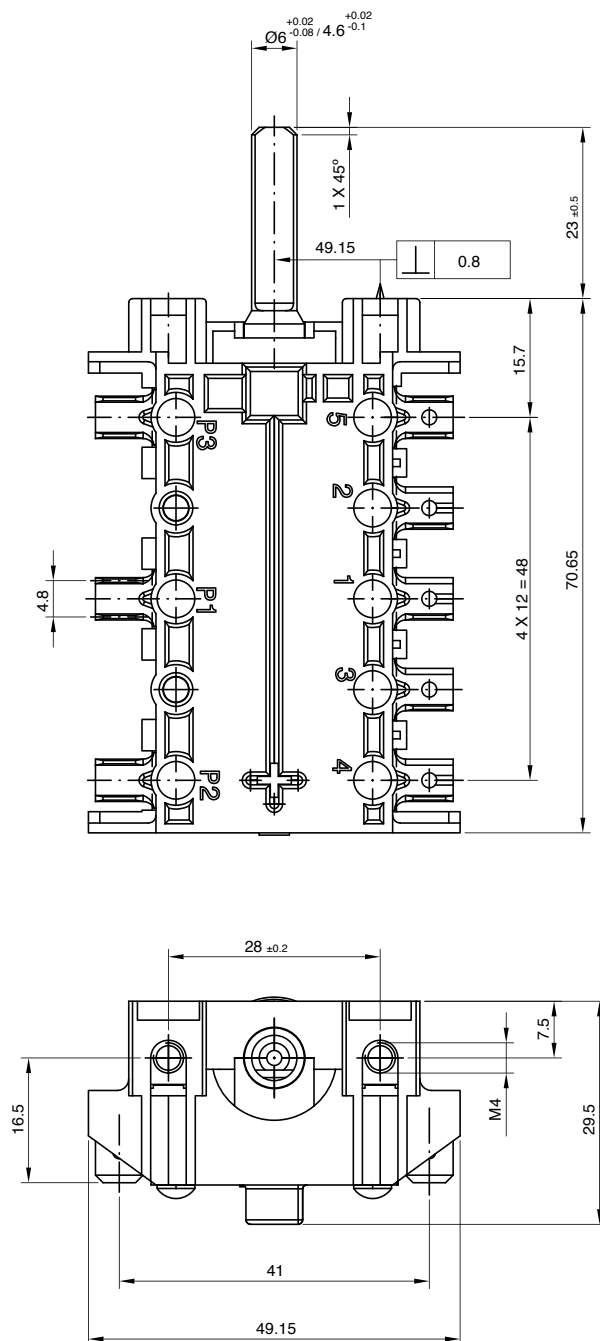
Metal shaft



Plastic shaft



## DIMENSIONS



## EXAMPLE OF CONTACT SEQUENCE

Pos.	Ang.	5	2	1	3-3	4
		P3		P1		P2
0	$0^\circ$					
1	$51,4^\circ$	■	■	■		■
2	$102,8^\circ$	■	■			■
3	$154,2^\circ$	■	■			
4	$205,6^\circ$	■	■			■
5	$257,0^\circ$	■			■	■
6	$308,4^\circ$	■		■		■