


30 **CVEREL**

THE WORLD IN A CLICK



CONTROL BOARDS



Dreefs

 **SIGNAL LUX**

givem

M MOLVENO

 **KAUTT & BUX**

Control Boards

02



T5

150



TM4

152



TM5

153



T5



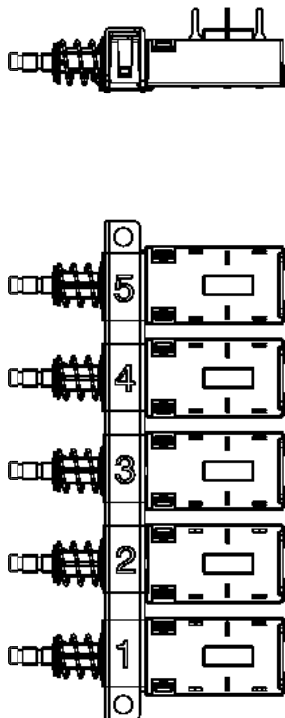
Reported to internal components



T 5

DRAWING

Switch series Touch



TYPICAL APPLICATIONS Cooker hoods, coffee machines, microwave ovens

FUNCTIONS Switch Keyboard
 ■ SPST, momentary or not
 ■ SPDT, momentary or not
 ■ DPST, momentary or not
 ■ DPDT, momentary or not

CYCLE No. 10.000

CUT OUT -

AMBIENT TEMPERATURE 110 °C

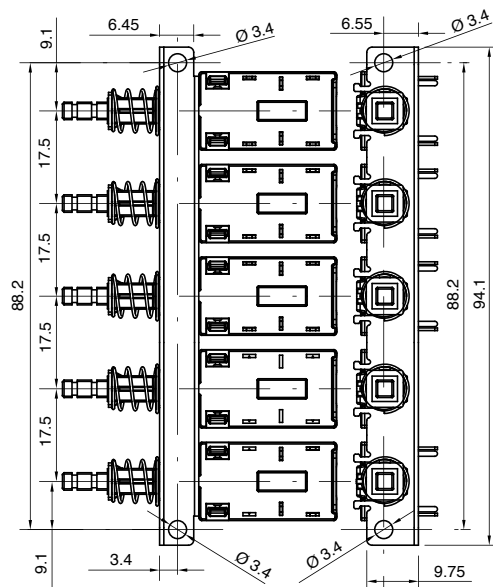
GWT 850 °C

GWT NO FLAME (<2sec) 750 °C

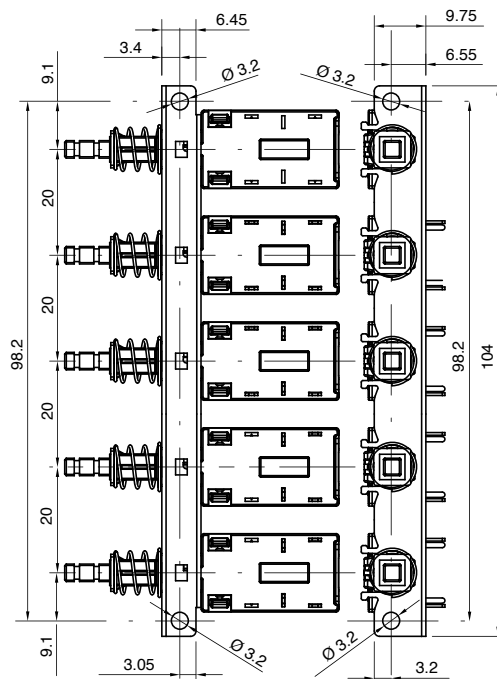
?

PITCH BETWEEN SWITCHES

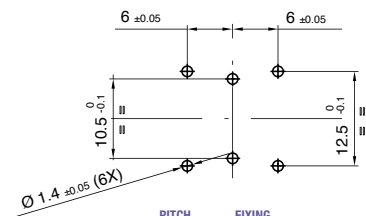
A Pitch 17.5 mm



B Pitch 20 mm

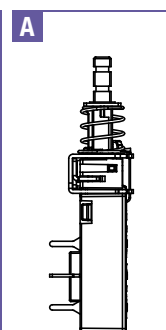
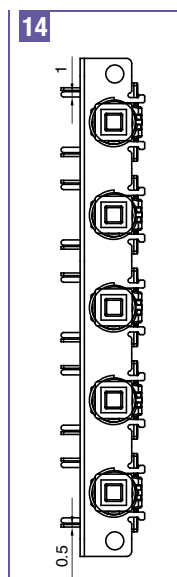


Drilling cut out for PCB



PITCH BETWEEN SWITCHES	FIXING TYPE AND TERMINALS	ACTUATOR TYPE	FUNCTION SWITCH 1	FUNCTION SWITCH 2	FUNCTION SWITCH 3	FUNCTION SWITCH 4	FUNCTION SWITCH 5	RATING
T	5							0 0 0 W

?	?	?	?	?	?	?	?	?
FIXING TYPE AND TERMINALS	ACTUATOR TYPE	FUNCTION SWITCH 1	FUNCTION SWITCH 2	FUNCTION SWITCH 3	FUNCTION SWITCH 4	FUNCTION SWITCH 5	RATING	
								0 0 0 W



1	2	3	4	7	B	L	M	Z
Reset								Reset

2

5 (2) A / 250 VAC
T85 °C

6 A / 125 VAC
T65 °C

3

8 (3) A / 250 VAC
T110 °C

6 A / 125 VAC
T65 °C

TM4



cUL US

Reported to
internal components

Lever with
Subminiature
Micro switch

4 Push-button switches

FEATURES

Control board with 4 "Touch" switches it is available in 5 different and customizable versions

APPLICATION

Cooker hoods

COMPOSITION

- 1 switch for the hood power light
- 3 switches for 3 different aspiration speeds
- 1 micro switch to switch off the aspiration when the drawer is closed

A VERSION - standard version

- 1 switch for the hood power light
- 3 switches for the speed of suction
- 1 micro switch

B VERSION - version with illuminated panel

- 1 switch for the hood power light
- 3 switches for the speed of suction
- 1 micro switch
- 1 lamp for the face illumination

C VERSION - with led display and for low voltage control boards

- 1 switch for the hood power light
- 3 switches for the speed of suction
- 1 micro switch
- 1 electronic control board

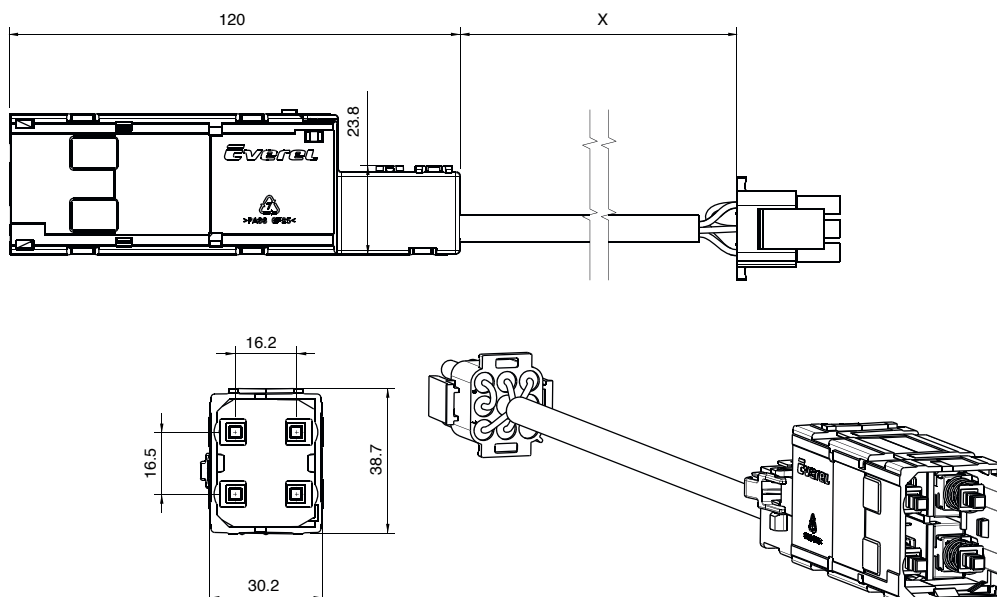
D VERSION - value added solution

- 1 micro switch
- 1 SX83 rocker switch
(cookerhood light + 2 aspiration speeds)


E VERSION

- version with illuminated touch

DIMENSIONS



TM5



FEATURES	Control board with 5 or 6 push-buttons switches, more features are available on demand
APPLICATION	Cooker hoods
COMPOSITION	<ul style="list-style-type: none"> ■ T5 ■ Box ■ Cables ■ Aesthetic buttons

The control board is a specific customizable solution to better satisfy customer requests:

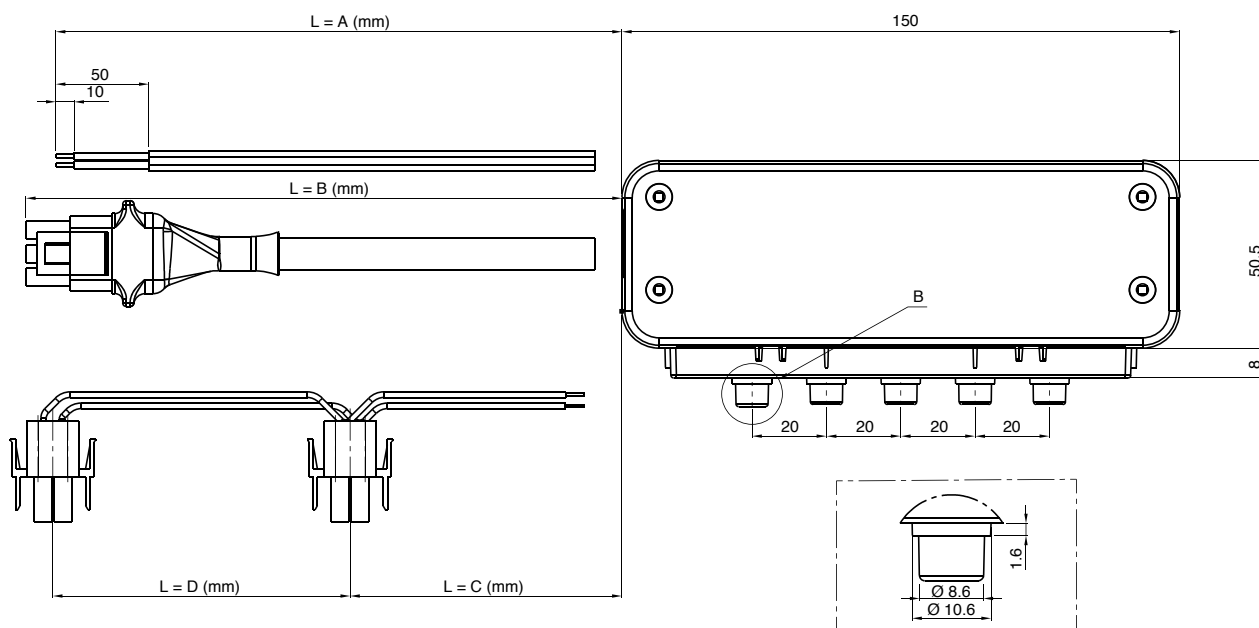
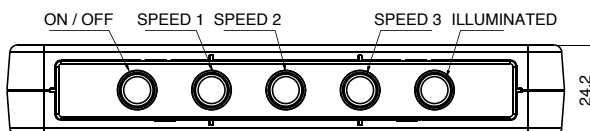
- Length cables available on request
- Number of switches available on request
- Distance between buttons available in 2 measures: **17.5 and 20 mm**
- Version with indicator light available



5 Push-button switches

DIMENSIONS

L = Customizable dimensions





- Headquarter
- Production Site
- Sales Network



Everel Group S.P.A.

[Headquarter - Production Site]
Via Cavour, 9
37067 Valeggio sul Mincio (VR) - Italy
tel. +39 045 6313711
fax +39 045 6313730

Dreefs GmbH

[Production Site]
Ernst-Dreefs-Straße 7
96364 Marktrodach - Germany
tel. +49 9261 9610
fax +49 9261 961248

Everel Romania S.r.l.

[Production Site]
Calea Timisorii 109
Lipova - Arad - Romania
tel. +40 257 563087
fax +40 257 563086

www.everelgroup.com

